




Country
Universities
Centre
SNOWY MONARO



A GUIDE TO **ENDNOTE**



PURPOSE OF DOCUMENT

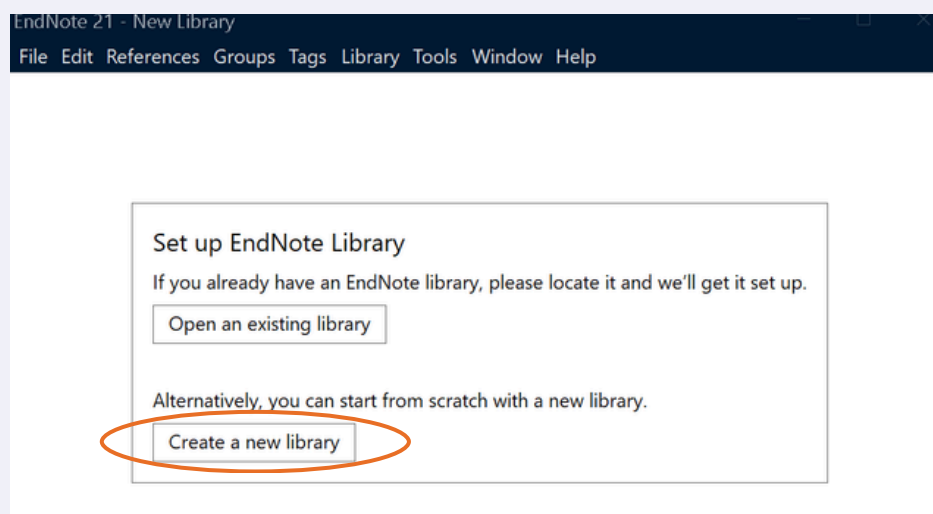
This guide is designed to help students download, set up and navigate the referencing software EndNote.

CONTENTS

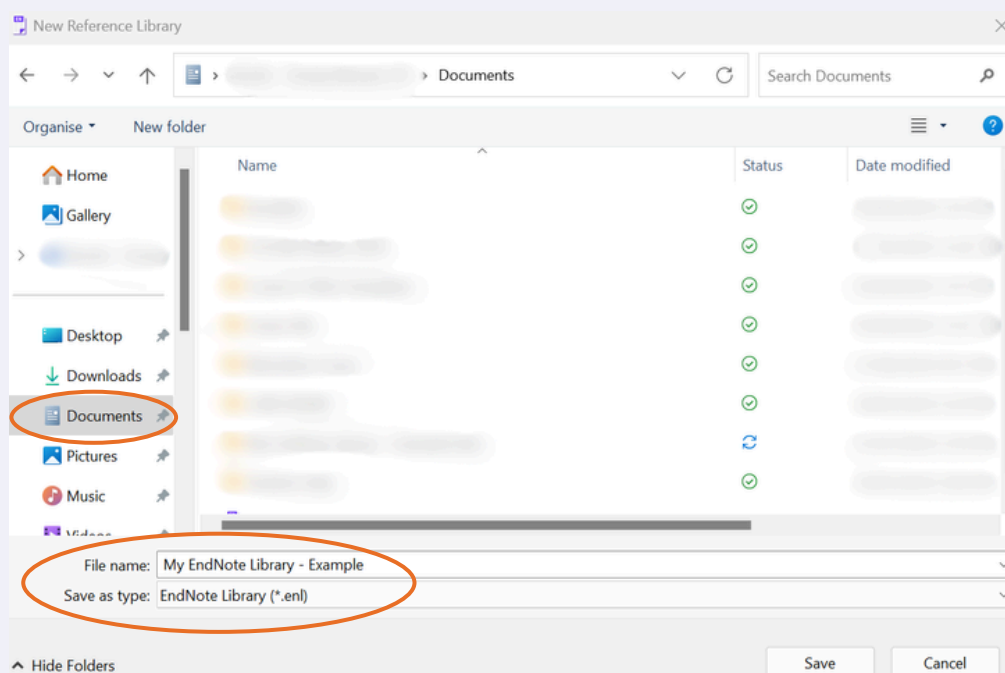
Downloading EndNote	1
Using EndNote	3
Adjusting the Referencing Style	8
Creating Groups of Referencing	14
Cite While You Write (CWYW)	16
EndNote Web	23
○ Syncing your EndNote libraries	
○ Adding references	
○ Checking for missed citations/references	
○ Exporting references from EndNote Web	
○ Exporting the reference list	
EndNote Click	31

DOWNLOADING THE ENDNOTE APPLICATION

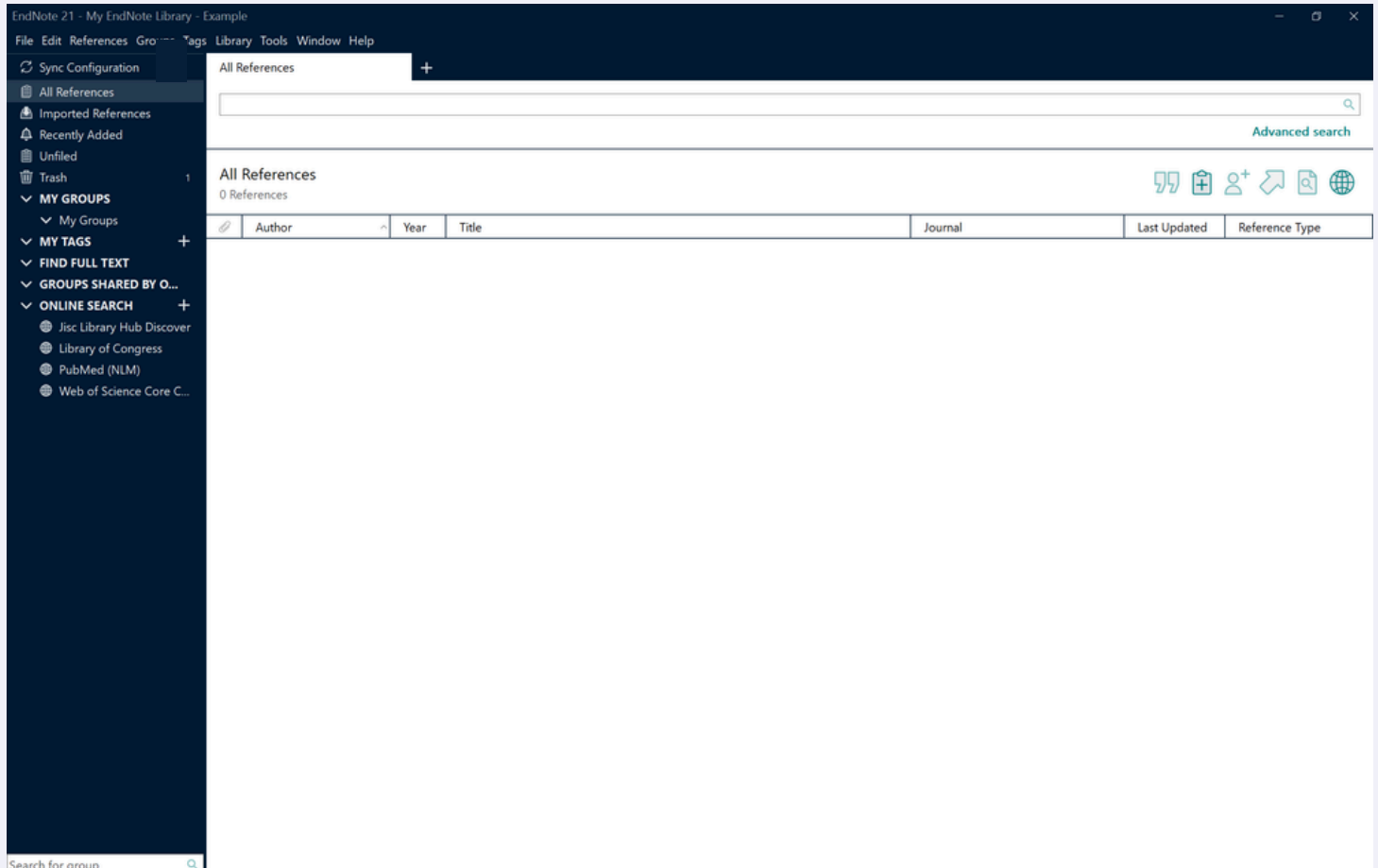
- 1 Download the newest EndNote application (21) through your university's library resources. Try googling "EndNote download [university]".
- 2 Once you've downloaded EndNote, launch the application and proceed with the setup instructions provided.
- 3 When setting up EndNote, a prompt will come up regarding your EndNote library. Select the "Create a new library" option.



- 4 Chose a location in your computer files to save your EndNote library to. Saving in the "Documents" folder is recommended on the local drive. Do not save in cloud-synced folders like OneDrive or Google Drive - this could result in file corruption. Ensure a suitable "File name" is chosen and the "Save as type" is EndNote Library (*.enl).



- 5 Your EndNote library will now open, looking like the image below. It is recommended that you only have one EndNote library to simplify your file management, ensure successful syncing between devices/EndNote Online and avoid citation errors. You will be able to organise your references once in EndNote (see page 14 of this guide).



USING ENDNOTE

6

There are multiple methods to export a source/citation for referencing in your assignment. One common approach is depicted in the image below. Click on the "Cite" button of the desired source and choose to export it as an "EndNote" file when prompted. **RIS (.ris)**, **BibTeX (.bib)**, **PubMed (.nbib)** or **EndNote Export (.enw)** files can be used if the specific "EndNote" file type is unavailable.

The screenshot shows a Google Scholar search for "why dogs are better than cats". The results list three articles. The third article, "Pet-human relationships: Dogs versus cats" by MT González-Ramírez and R Landero-Hernández, has its "Cite" button circled in orange. An orange arrow points from this button to a "Cite" dialog box. In this dialog box, the "EndNote" option is also circled in orange.

Google Scholar why dogs are better than cats

Articles About 553,000 results (0.09 sec)

Any time
 Since 2024
 Since 2023
 Since 2020
 Custom range...

Sort by relevance
 Sort by date

Any type
 Review articles

include patents
 include citations

Create alert

[book] Why Dogs Are Better Than Cats
 BT Greive, R Hale - 2009 - books.google.com
 ... criticize **cats** or their owners, but to champion the many exceptional virtues unique to **dogs**.
 What are these unique attributes that make canine companions superior to their **feline** fiends...
 ☆ Save Cite Cited by 1 Related articles All 2 versions

Are Dogs Better Than Cats?: Teaching Oral & Written Persuasion Skills
 S Mathis - 2018 - digitalscholarship.unlv.edu
 THEN 1. Develop an argument that is researchable, relevant to your subject area, but
 simplistic. 2. Write a main claim, 3 sub claims, 3 pieces of evidence that match your sub claims, ...
 ☆ Save Cite Related articles

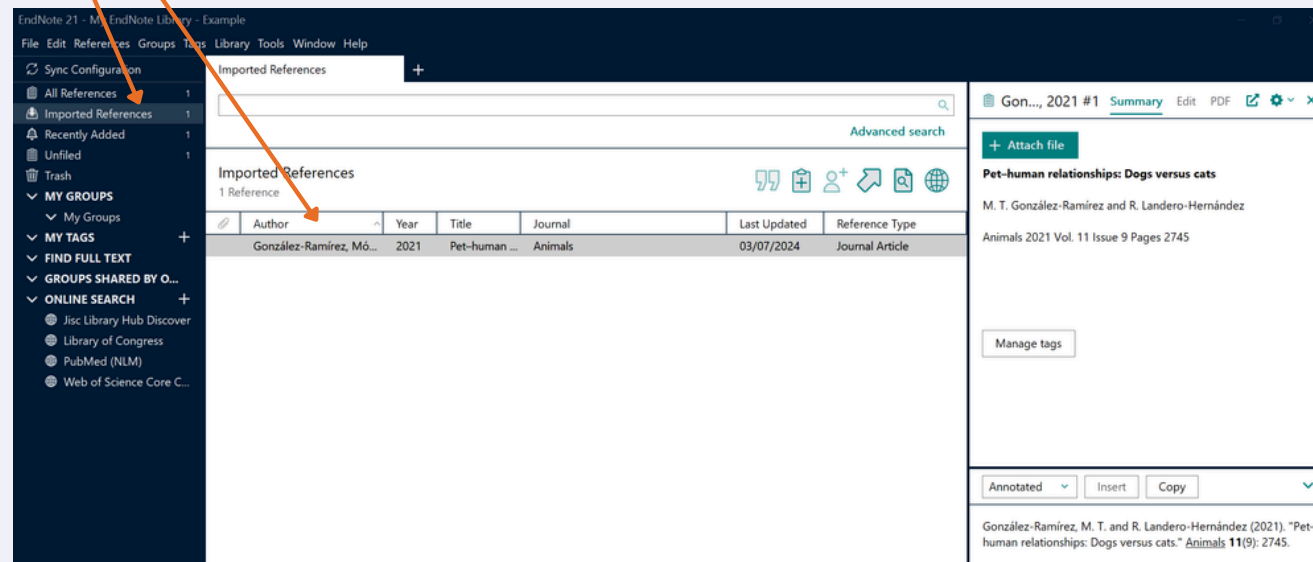
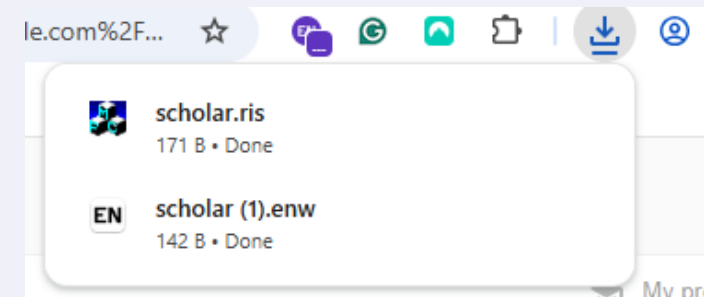
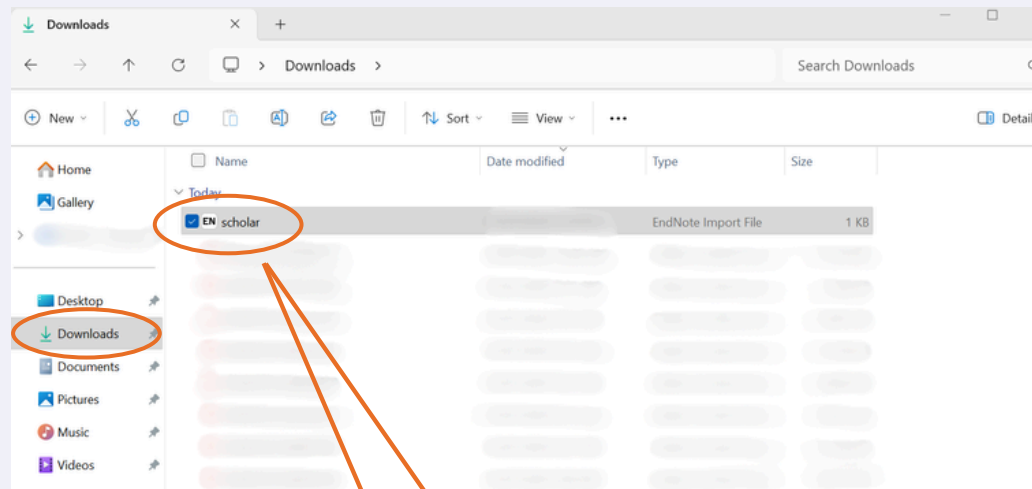
Pet-human relationships: Dogs versus cats
 MT González-Ramírez, R Landero-Hernández - *Animals*, 2021 - mdpi.com
 ... lived with both **dogs** and **cats** were evaluated. ... **cats** is better than that with **dogs** because
 the perceived cost of the relationship is greater with **dogs** and the interaction is greater with **cats**.
 ☆ Save Cite Cited by 30 Related articles All 11 versions

Cite

MLA	González-Ramírez, Monica Teresa, and René Landero-Hernández. "Pet-human relationships: Dogs versus cats." <i>Animals</i> 11.9 (2021): 2745.
APA	González-Ramírez, M. T., & Landero-Hernández, R. (2021). Pet-human relationships: Dogs versus cats. <i>Animals</i> , 11(9), 2745.
Chicago	González-Ramírez, Mónica Teresa, and René Landero-Hernández. "Pet-human relationships: Dogs versus cats." <i>Animals</i> 11, no. 9 (2021): 2745.
Harvard	González-Ramírez, M.T. and Landero-Hernández, R., 2021. Pet-human relationships: Dogs versus cats. <i>Animals</i> , 11(9), p.2745.
Vancouver	González-Ramírez MT, Landero-Hernández R. Pet-human relationships: Dogs versus cats. <i>Animals</i> . 2021 Sep 20;11(9):2745.

BibTeX EndNote RefMan RefWorks

- 7 To import the downloaded reference into the EndNote application, navigate to your computer's "Downloads" folder. Locate and click on the most recent "EndNote Import File" (which might appear as "RIS Formatted File" if downloaded in RIS format or "NBIB Formatted File"). The reference should then appear in your EndNote Library. You can also click on the file when it appears in your downloads while in Google.



"HOW TO" VIDEO

- 8 Clicking on the reference in EndNote will expand the side panel to display additional information (**Summary**). Here, you can modify the reference details (**Edit**) and attach a PDF version of the source (**PDF**) to keep it linked with the reference in EndNote.

The screenshot shows the EndNote 21 interface. The main window displays a list of imported references. A reference is selected, and the side panel is expanded to show its details. The reference is titled "Pet-human relationships: Dogs versus cats" by M. T. González-Ramírez and R. Landero-Hernández, published in *Animals* 2021 Vol. 11 Issue 9 Pages 2745. The side panel includes options to "Attach file", "Manage tags", and "Annotated" (with a dropdown arrow), "Insert", and "Copy". The "Summary" tab is selected, and the "Edit" and "PDF" options are also visible. An orange circle highlights the "Summary", "Edit", and "PDF" options. An orange arrow points to the selected reference in the table.

Author	Year	Title	Journal	Last Updated	Reference Type
González-Ramírez, Mó...	2021	Pet-human ...	Animals	03/07/2024	Journal Article

9 Adding or linking your source to your EndNote reference can be very helpful. To do this, you can download the source to your computer and attach it to your EndNote reference using the “+ Attach File” button.

Alternatively, you can right-click on the reference* and select “Find Full Text.” EndNote will try to locate the source online and connect it to the reference. You can follow its progress under the “FIND FULL TEXT” section in the sidebar. Please note that EndNote may not always succeed in finding the source, so you might need to manually attach the file as described above.

Once attached, the source saves as a PDF and can be found in the “PDF” section of the reference.

*Please note that typically only journal articles will be able to be connected to your reference by the “Find Full Text” function.

The screenshot displays the EndNote application window. On the left, a sidebar contains navigation options such as 'All References', 'Recently Added', 'Unfiled', 'Trash', 'MY GROUPS', 'MY TAGS', and 'ONLINE SEARCH'. The 'MY TAGS' section is expanded, and the 'FIND FULL TEXT' tag is circled in red. The main pane shows a table of references. The second reference, 'González-Ramírez, M. ... 2021 Pet-Human ... Animals (Basel)', is selected. A right-click context menu is open over this reference, with 'Find Full Text' circled in red. The right-hand pane shows the details for this reference, including the title 'Pet-Human Relationships: Dogs versus Cats', authors, journal information, and a full-text URL. A '+ Attach file' button is also circled in red in the top right of the reference detail pane.

Author	Year	Title	Journal	Last Updated	Reference Type
Feuerstein, N.; Terkel, J...	2008	Interrelatio...	Applied Animal Behaviour Science		Journal Article
González-Ramírez, M. ...	2021	Pet-Human ...	Animals (Basel)		Journal Article

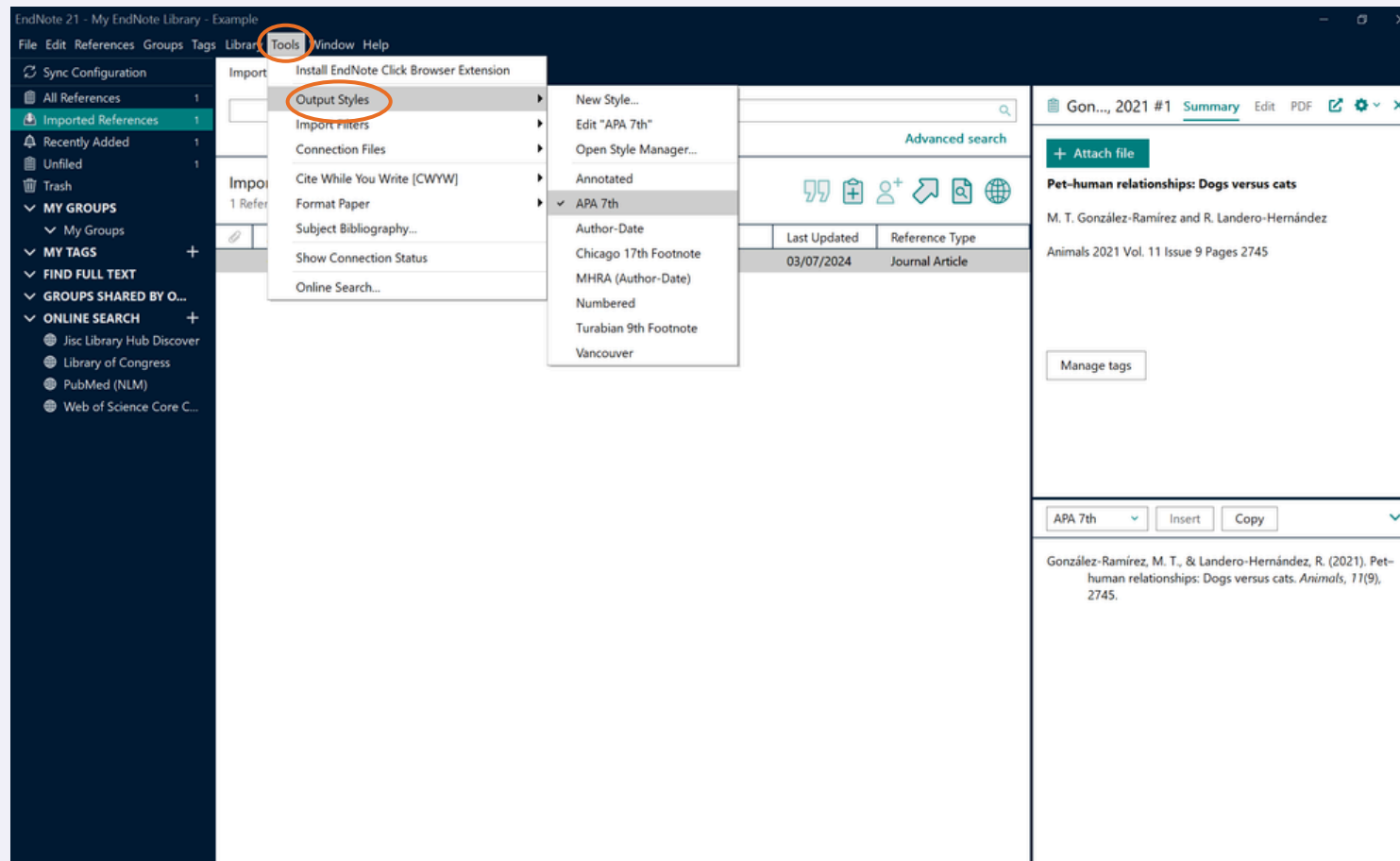
10

Remember to regularly save your EndNote library by selecting “File” from the top menu and then clicking “Save.” It’s also a good idea to periodically save copies of your EndNote library for extra security, replacing the file to ensure there is not a buildup of copies. To do this, go to “File” in the top menu and choose “Save a Copy...” and follow the prompts to save over an existing backup copy.

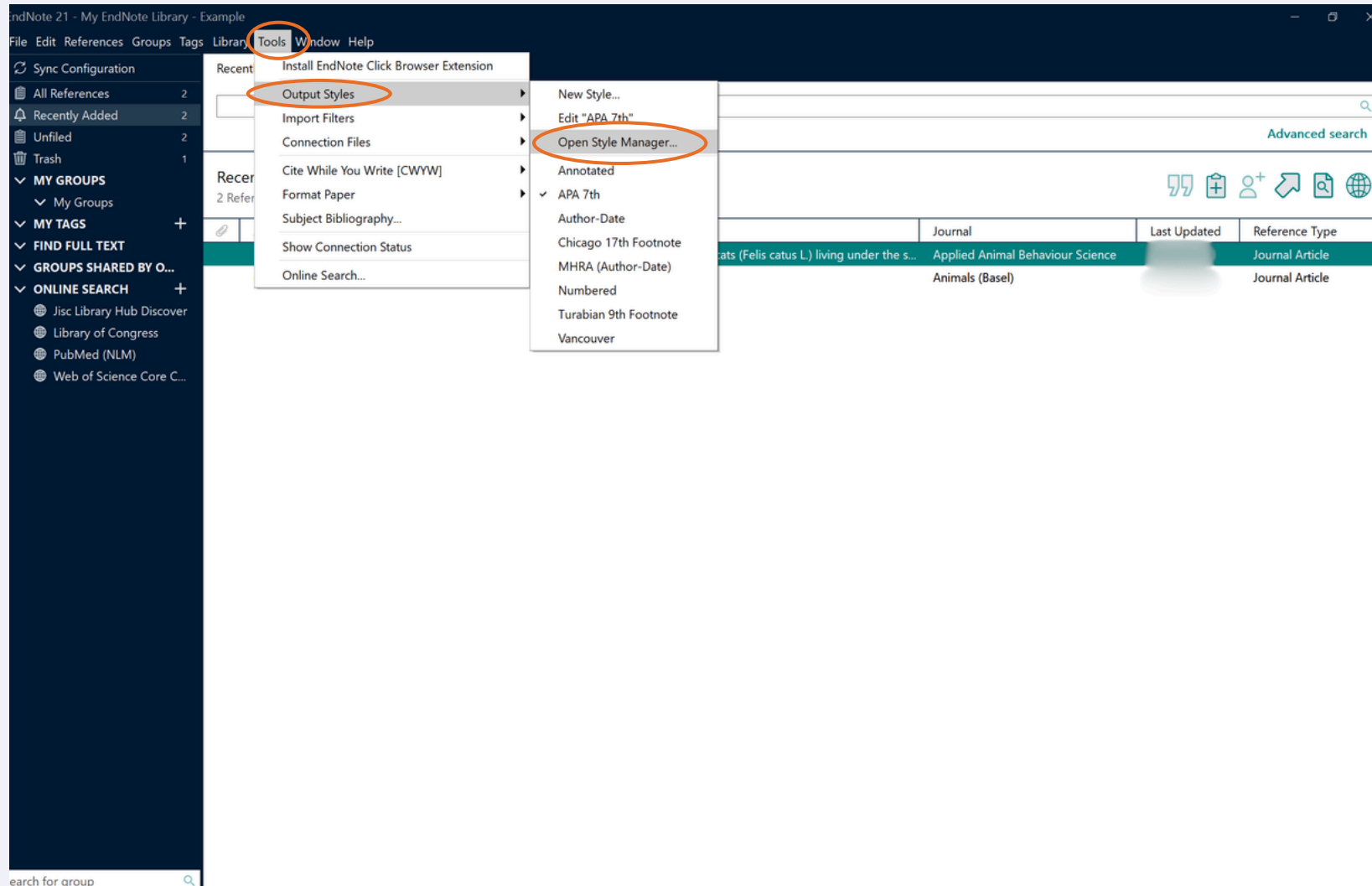
ADJUSTING THE REFERENCING STYLE

To adjust the referencing format or style (e.g., APA 7 or Harvard), select the "Tools" option from the top menu, then click on "Output Styles". From there, you can choose the specific referencing style you need. Many universities have their own preferred styles for citations and referencing, so it's advisable to consult your library to ensure you are following the correct guidelines.

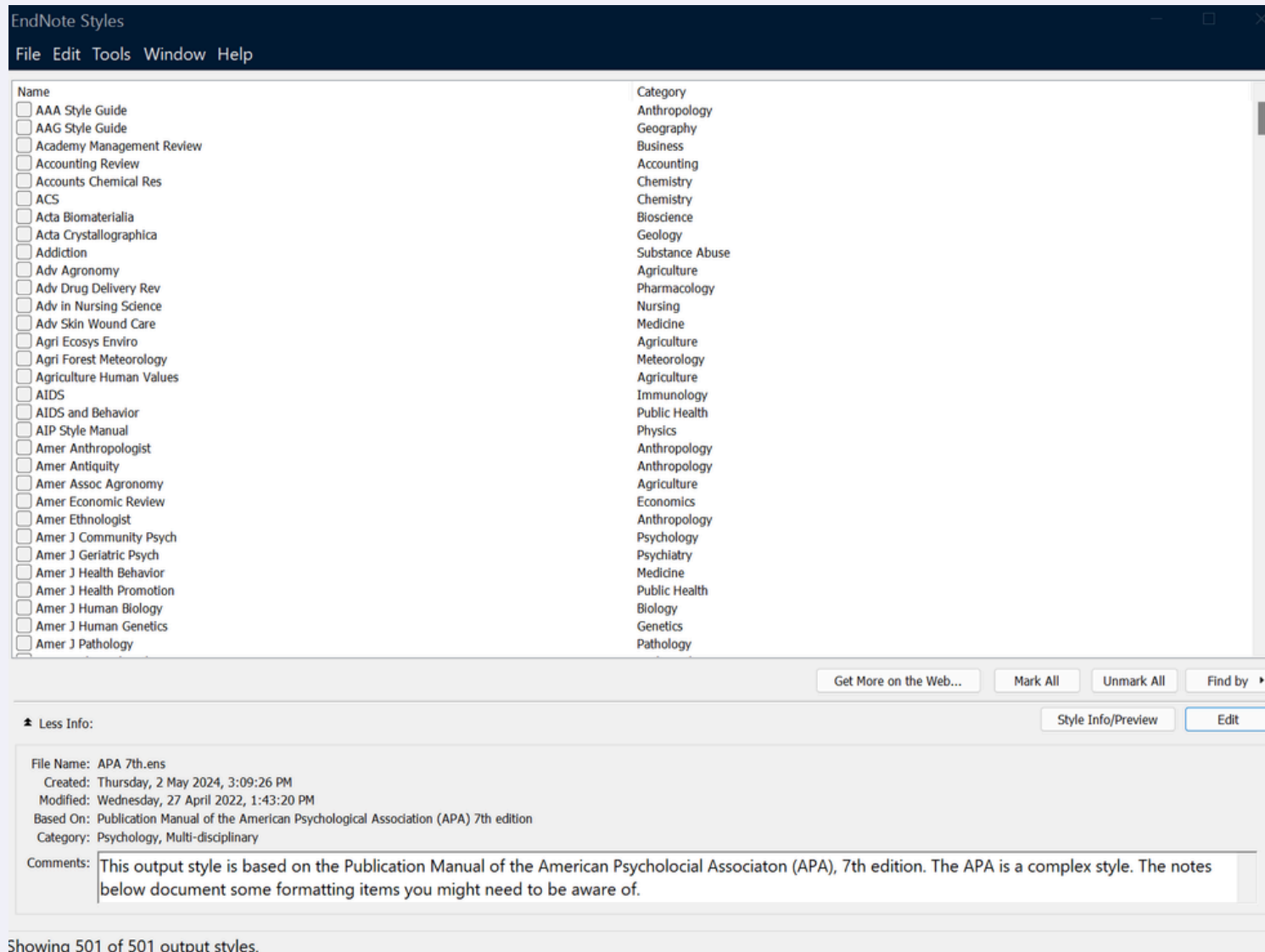
*Note: You may need to download and add your university's specific referencing style to the EndNote application if it's not already available.



To add a referencing style to your EndNote that is not seen in the short list, click on “Tools”, then “Output Styles” and finally “Open Style Manager...”.



The “Style Manager” looks like the image below. Here, you can find other referencing types. Tick the small box next to the reference to add it to your “Output Styles” in EndNote.



*To download an EndNote reference style, check with your university library resources. Alternatively, Google search “EndNote download [university]”. For example, UC has an “[EndNote Styles](#)” section on their EndNote information page. The 2021 Harvard Style will be downloaded for this example.

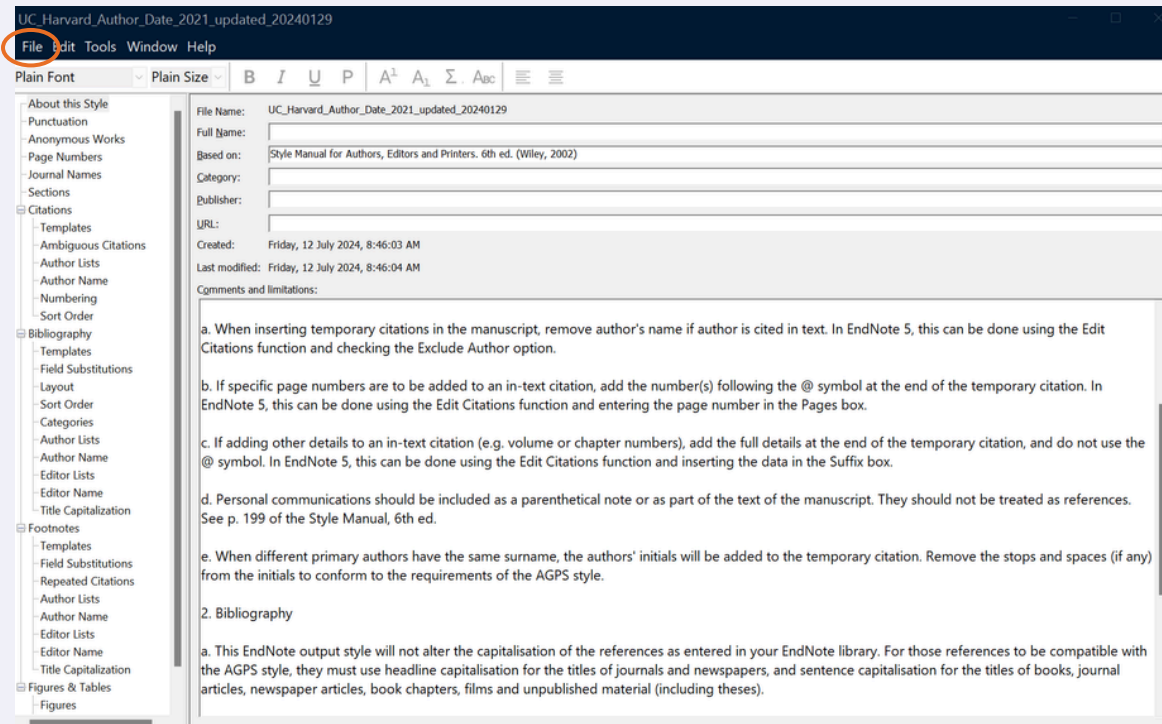
EndNote Styles

These are EndNote Styles written for staff and students of the University of Canberra. These styles should be used in conjunction with the UC Referencing Guide.

- [UC APA 7th ed](#)
This style is created by the University of Canberra.
- [UC Harvard 2021 Style](#)
This style is created by the University of Canberra and is based on the online edition (2021) of the Australian Government Style Manual.
- [UC Chicago 17th Author Date](#)
This style is created by the University of Canberra.
- [UC Chicago 17th Footnote Style](#)
This style is created by the University of Canberra.
- [UC Vancouver Numeric](#)
This style is created by the University of Canberra. This style uses abbreviated journal titles. See - <http://canberra.libanswers.com/a.php?qid=513602>
- [UC Vancouver Superscript](#)
This style is created by the University of Canberra. This style uses abbreviated journal titles see- <http://canberra.libanswers.com/a.php?qid=513602>
- [UC AGLC 3rd ed](#)
- [Using EndNote with AGLC3](#)

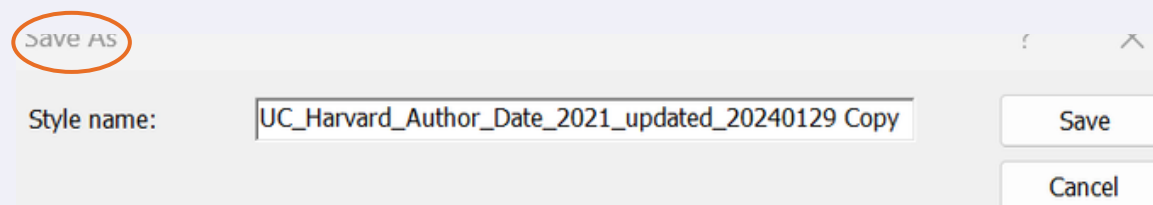
If you are using the IEEE Referencing Style you can download the EndNote IEEE style below.

- [IEEE Referencing Style](#)

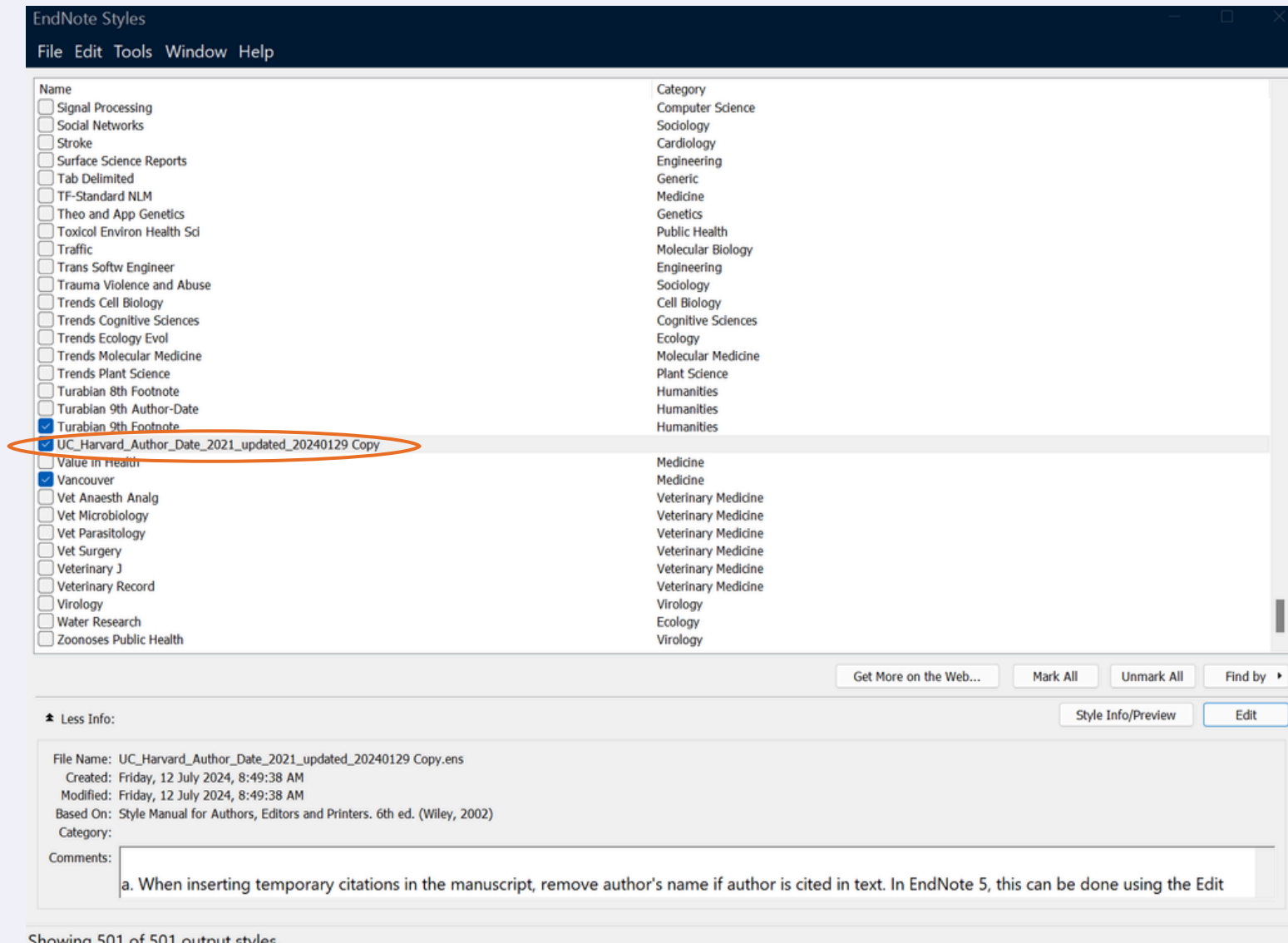


*Once downloaded, the EndNote Style will appear in the “Downloads” folder of your computer.

1. Click on the **download** to open the EndNote style.
2. Then click on “File” in the top menu.
3. Click “Save As” and save the EndNote style (remember the name in which you saved the style).

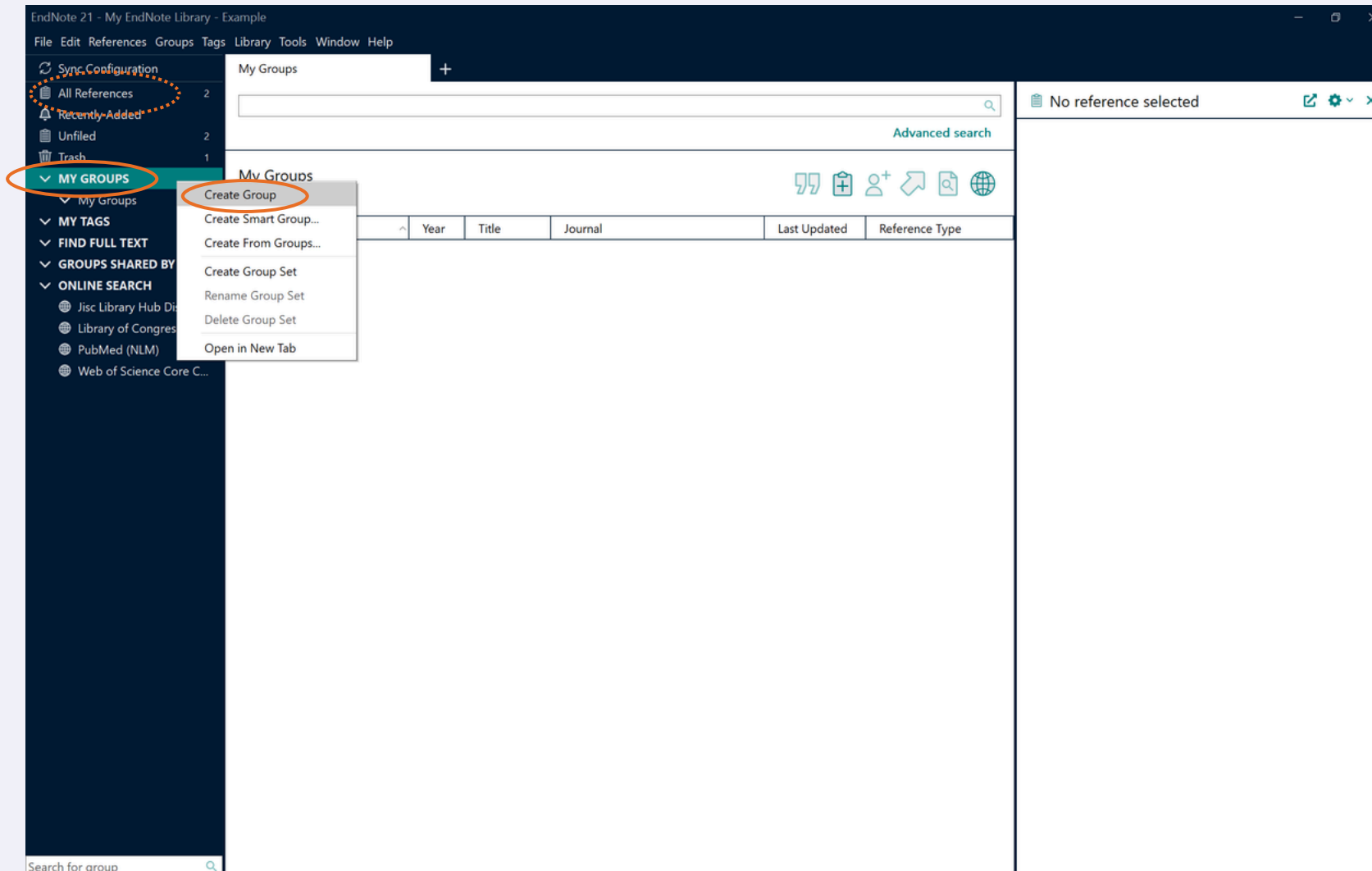


*Once saved, open the “Style Manager” (as shown earlier) and find the style you previously saved and tick the box next to it. Once ticked, exit the Styles window. You can now go into “Output Styles” and tick your newly added reference style.



CREATING GROUPS OF REFERENCES

The references you transfer/download to your EndNote Library will appear in the “All References” tab. However, if you want to organise your references by a topic or assignment etc., you can use the “My Groups” tab. Right-click on “My Groups” to create a group. You can also create a “Smart Group” which creates groups for you based on a criteria subset you choose, for example, authors, publication dates, titles etc.



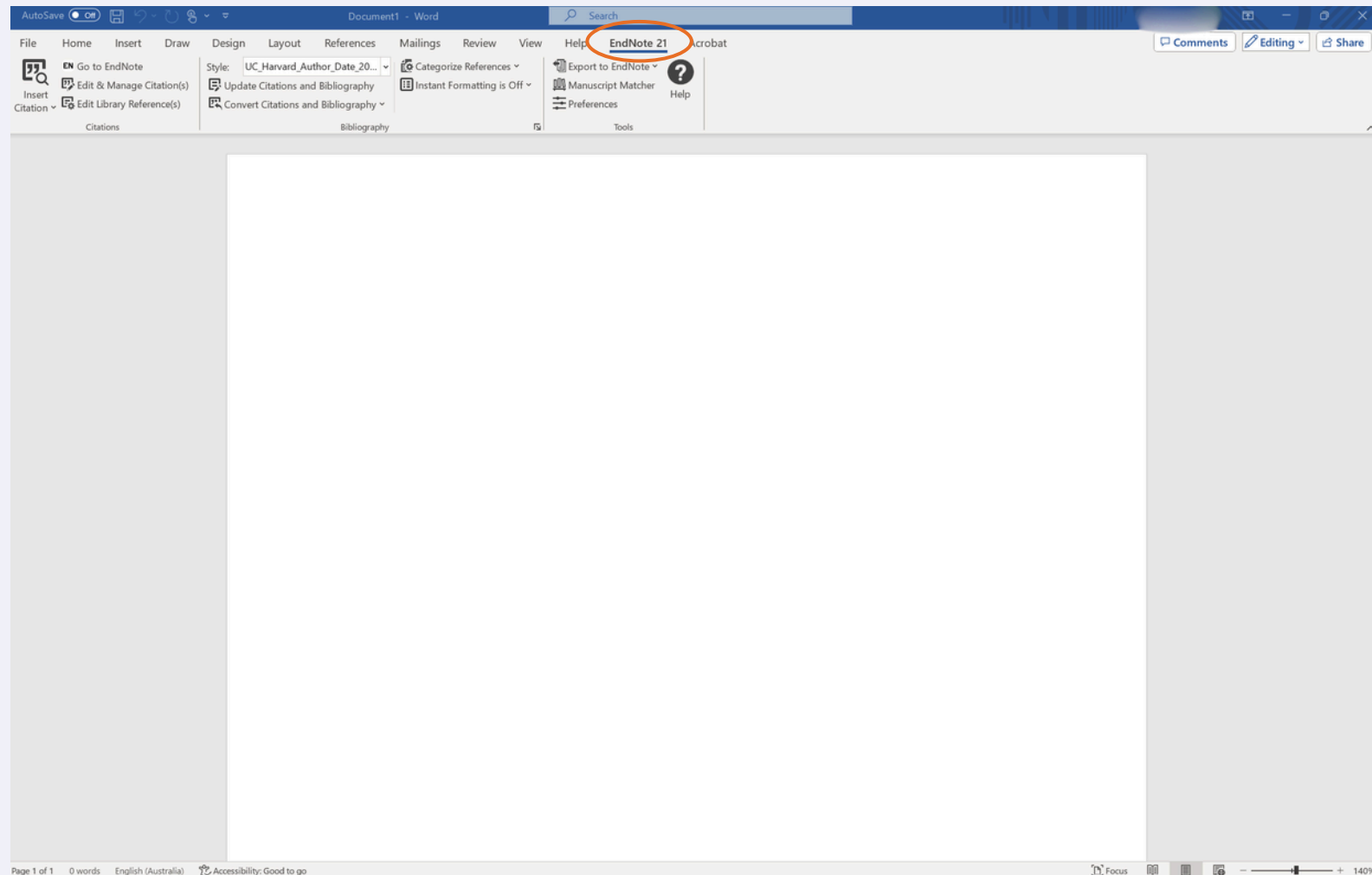
The name of the group that was created can be changed at any time by double clicking on said group name. References can be dragged to and from groups at any time. You can also right-click on the reference(s), select “Add References To” and choose the group you want them to move too.

The screenshot displays the EndNote 21 interface. On the left, the 'MY GROUPS' section is visible, with the group 'dogs are better' highlighted. The main window shows a list of references with columns for Author, Year, and Title. A right-click context menu is open over a reference, with 'Add References To' selected. A secondary menu is open, showing the 'dogs are better' group selected. Below the main window, a dialog box asks: 'Are you sure you want to delete the group 'dogs are better'? This action cannot be undone. Note, references will not be deleted from the library. Do not show this message again. Delete Cancel'.

If you want to delete a group, the following message should come up. The references should not be deleted.

CITE WHILE YOU WRITE (CWYW) – MICROSOFT WORD

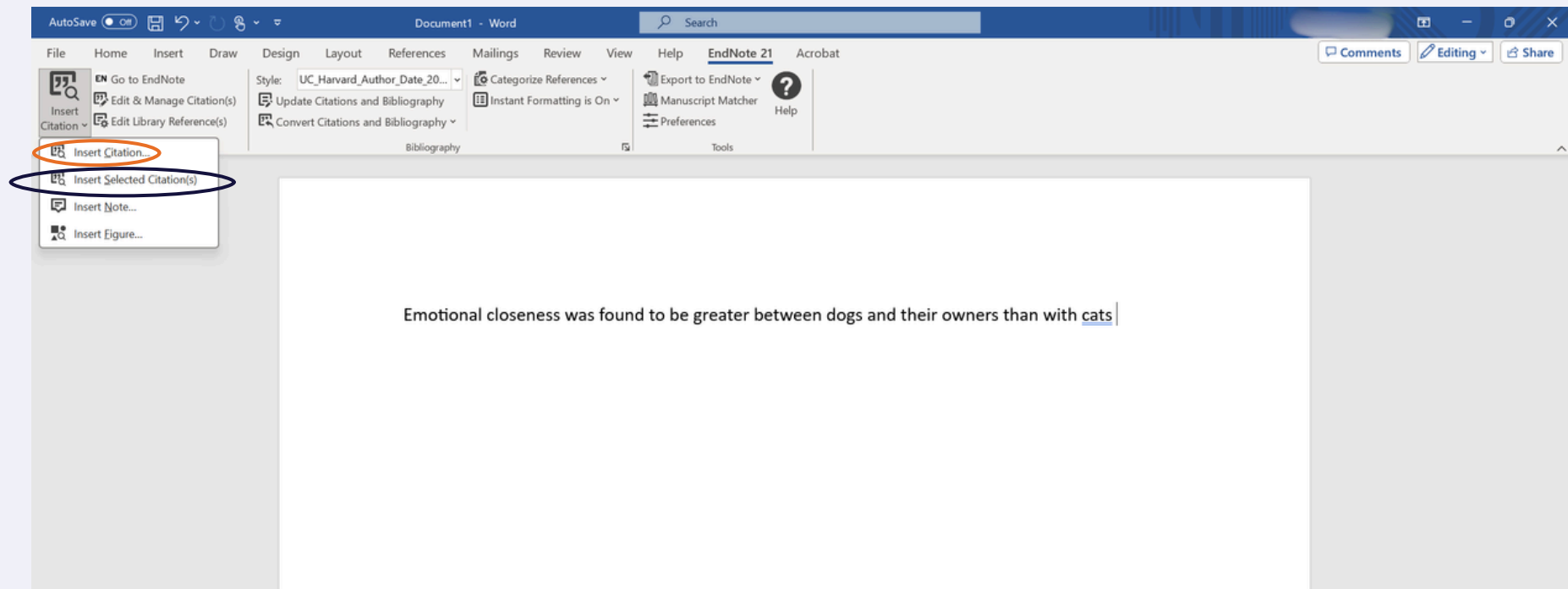
Cite While You Write (CWYW) is a feature in EndNote that integrates with Microsoft Word to help you add and format citations and bibliographies as you work on your document. When you install EndNote, it should automatically add the "Cite While You Write" plugin to Microsoft Word, often seen as the "EndNote 21" tab. If the plugin is not showing up, try restarting your device and then check again.



To use the CWYW feature, the EndNote application needs to remain open on your computer. There are a few ways in which you can add references to your writing in Word.

1 EndNote 21 → Insert Citation → Insert Citation...

2 EndNote 21 → Insert Citation → Insert Selected Citation(s)...



- 1 The “EndNote Find & Insert My References” box will appear when “Insert Citation...” is clicked. Use the search bar to find the reference, usually by year or author, and click on said reference. If you want to insert the **normal format (author and date)**, click insert. If you only want the **Authors’ name or the year** it was published, choose that option in the dropdown list.

The screenshot shows the Microsoft Word interface with the EndNote 21 ribbon active. The 'EndNote 21 Find & Insert My References' dialog box is open, displaying search results for 'gonz'. The first result is 'González, 2021 Pet-Human Relationships: Dogs versus Cats'. The 'Insert' button is circled in red, and a dropdown menu is open, showing options like 'Insert & Display as: Author (Year)', 'Insert & Exclude Author', 'Insert & Exclude Year', and 'Insert in Bibliography Only'.

Emotional closeness was found to be greater between dogs and their owners than with cats

EndNote 21 Find & Insert My References

gonz Find Search: Libraries

Author	Year	Title
González...	2021	Pet-Human Relationships: Dogs versus Cats

Reference Type Journal Article
Record Number 2
Author González-Ramírez, M. T.
Landro-Hernández, R.
Year 2021
Title Pet-Human Relationships: Dogs versus Cats
Journal Animals (Basel)
Volume 11

Insert Cancel Help

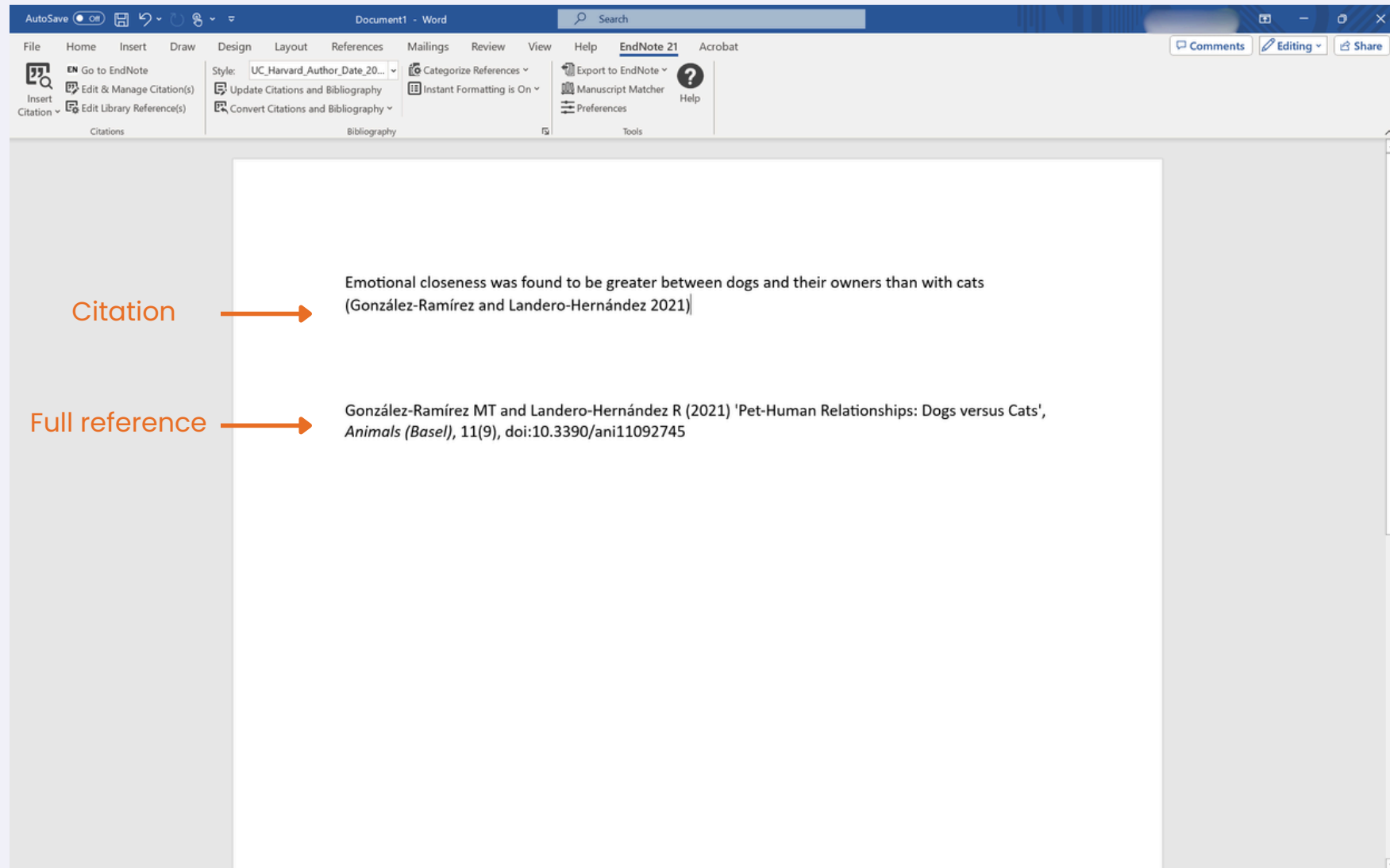
Library: My EndNote Library - Example.enl

Insert & Display as: Author (Year)
Insert & Exclude Author
Insert & Exclude Year
Insert in Bibliography Only

Page 1 of 1 15 words English (Australia) Accessibility: Good to go Focus 140%

The citation will be inserted at the location of your cursor when you select the reference. The full reference will be added to the end of the document, forming the bibliography list. The CWYW feature ensures that all references cited in the document are included in the bibliography, usually in alphabetical order.

Note: If you cite the same reference multiple times within the document, it will appear only once in the bibliography list.



- 2 The other method to insert a citation requires more interaction with the EndNote application. Firstly, go to the EndNote application, and select the reference you want to add to your document by clicking on it.

The screenshot displays the EndNote 21 application window. The main pane shows a list of references under the heading 'All References'. A mouse cursor is clicking on the second reference in the list, which is highlighted in green. The right-hand pane shows the details for this selected reference, including the title, authors, journal information, and a preview of the article's abstract.

EndNote 21 - My EndNote Library - Example

File Edit References Groups Tags Library Tools Window Help

Sync Configuration

All References 2

Recently Added

Unfiled 1

Trash 1

MY GROUPS

dogs are better 1

My Groups

MY TAGS +

FIND FULL TEXT

GROUPS SHARED BY O...

ONLINE SEARCH +

Jisc Library Hub Discover

Library of Congress

PubMed (NLM)

Web of Science Core C...

All References

2 References

Author	Year	Title	Journal	Last Updated	Reference Type
Feuerstein, N.; Terkel, J...	2008	Interrelatio...	Applied Animal Behaviour Science		Journal Article
González-Ramírez, M. ...	2021	Pet-Human ...	Animals (Basel)		Journal Article

Advanced search

+ Attach file

Pet-Human Relationships: Dogs versus Cats

M. T. González-Ramírez and R. Landero-Hernández

Animals (Basel) 2021 Vol. 11 Issue 9

Accession Number: 34573712 PMCID: PMC8470704 DOI: 10.3390/ani11092745

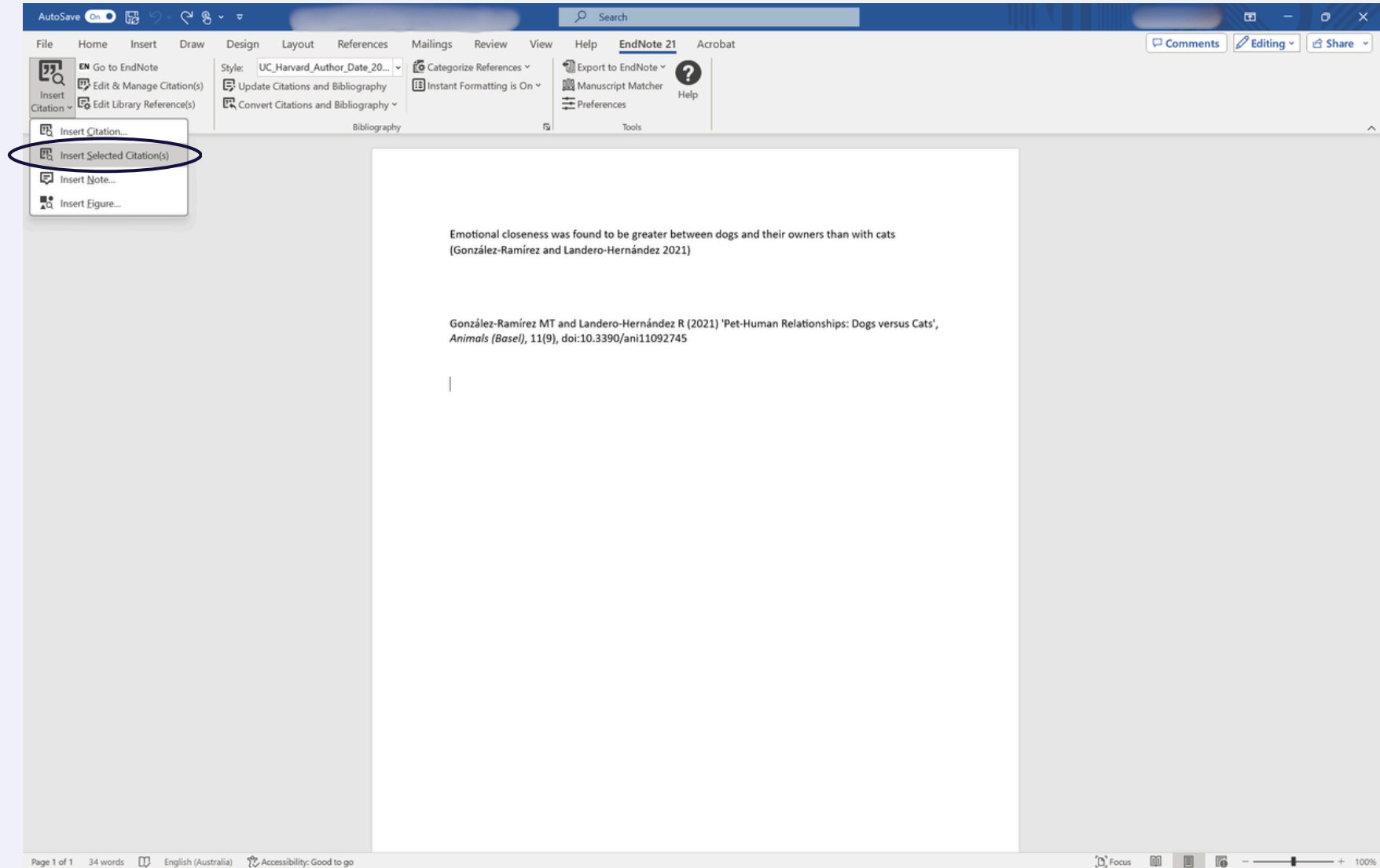
The study of human-animal interactions has increased, focusing on the dog-owner relationship, leaving a lag in research on the cat-owner relationship and practically a total absence of studies that compare the dog-owner relationship with the cat-owner relationship. Therefore, the objective of the present study was to make this comparison based on the perception of people living with both dogs and cats, considering interaction, emotional closeness, and perceived cost of the relationship. A total of 132 residents in Mexico participated. To evaluate the

UC_Harvard_Author_Date_2021... Insert Copy

González-Ramírez MT and Landero-Hernández R (2021) 'Pet-Human Relationships: Dogs versus Cats', *Animals (Basel)*, 11(9), doi:10.3390/ani11092745

Search for group

Then return to your Word document and click “Insert Citation” then “Insert Selected Citation(s)”. This will add the highlighted reference from EndNote into your Word document as a citation where your cursor was placed. This can also be achieved by clicking the quotation mark symbol in EndNote when you select a reference.



Note: This method is a great way to add 2 or more references into 1 in-text citation when required. See example below.

My EndNote Library - Example

File Edit References Groups Tags Library Tools Window Help

All References +

Advanced search

Author	Year	Title	Journal	Last Updated	Reference Type
Feuerstein, N., Terkel, J. ...	2008	Interrelatio...	Applied Animal Behaviour Science		Journal Article
González-Ramírez, M. ...	2021	Pet-Human ...	Animals (Basel)		Journal Article

Ctrl click to select multiple references

Feu..., 2008 #3 Summary Edit PDF

+ Attach file

Interrelationships of dogs (Canis familiaris) and cats (Felis catus L.) living under the same roof

N. Feuerstein and J. Terkel

Applied Animal Behaviour Science 2008 Vol. 113 Issue 1 Pages 150-165

DOI: <https://doi.org/10.1016/j.applanim.2007.10.010>

<https://www.sciencedirect.com/science/article/pii/S0168159107003590>

In the process of domestication, dogs (Canis familiaris) and cats (Felis catus L.) have undergone thousands of years of genetic changes that have adapted them to the human environment. Both species have acquired a global distribution and it has become quite common to find homes with the two living side by side. Nevertheless, there is widespread belief that

UC_Harvard_Author_Date_2021... Insert Copy

Feuerstein N and Terkel J (2008) 'Interrelationships of dogs (Canis familiaris) and cats (Felis catus L.) living under the same roof', *Applied Animal Behaviour Science*, 113(1):150-65, doi:<https://doi.org/10.1016/j.applanim.2007.10.010>



"HOW TO" VIDEO



AutoSave On

File Home Insert Draw Design Layout References Mailings Review View Help EndNote 21 Acrobat

Style: UC_Harvard_Author_Date_20...

Insert Citation

- Insert Citation...
- Insert Selected Citation(s)**
- Insert Note...
- Insert Figure...

Citation → Emotional closeness was found to be greater between dogs and their owners than with cats (Feuerstein and Terkel 2008; González-Ramírez and Landero-Hernández 2021).

Reference list entry → Feuerstein N and Terkel J (2008) 'Interrelationships of dogs (Canis familiaris) and cats (Felis catus L.) living under the same roof', *Applied Animal Behaviour Science*, 113(1):150-65, doi:<https://doi.org/10.1016/j.applanim.2007.10.010>

Reference list entry → González-Ramírez MT and Landero-Hernández R (2021) 'Pet-Human Relationships: Dogs versus Cats', *Animals (Basel)*, 11(9), doi:10.3390/ani11092745

ENDNOTE WEB

EndNote Web link: <http://myendnoteweb.com/>

EndNote online is a cloud-based reference management tool that complements the EndNote desktop app. It allows you to sync between the online version and the desktop app, share libraries and organise references. It is best to use this option if you are using another device that doesn't have your EndNote desktop app installed, or if you are working collaboratively.

To get started, create an account with EndNote Web. Once you have registered and logged in, this is what the home page will look like:

The screenshot shows the EndNote Web home page. At the top left is the Clarivate | EndNote logo. Below it is a navigation bar with links: My References (underlined), Collect, Organize, Format, Match, Options, and Downloads. On the left side, there is a 'Quick Search' panel with a search input field, a dropdown menu set to 'All My References', and a 'Search' button. Below the search panel is a 'My References' section showing 'All My References (3)', '[Unfiled] (0)', 'Quick List (0)', and 'Trash (0)'. Under 'My Groups', there is a group named 'Bronte group 1 (3)'. The main content area is titled 'Getting Started' and features three columns of instructions:

- Find:** Collect references by searching online databases or importing your existing collection.
 - Search an online database
 - Create a reference manually
 - Import references
 - NEW!** Find your best potential journal
- Store & Share:** Organize and group references in any way that works for you. Then share your groups with colleagues.
 - Create a new group
 - Share a group
 - Find duplicate references
- Create:** Use our plugin to format bibliographies and cite references while you write.
 - Cite While You Write™ Plug-In
 - Create a formatted bibliography
 - Format a paper

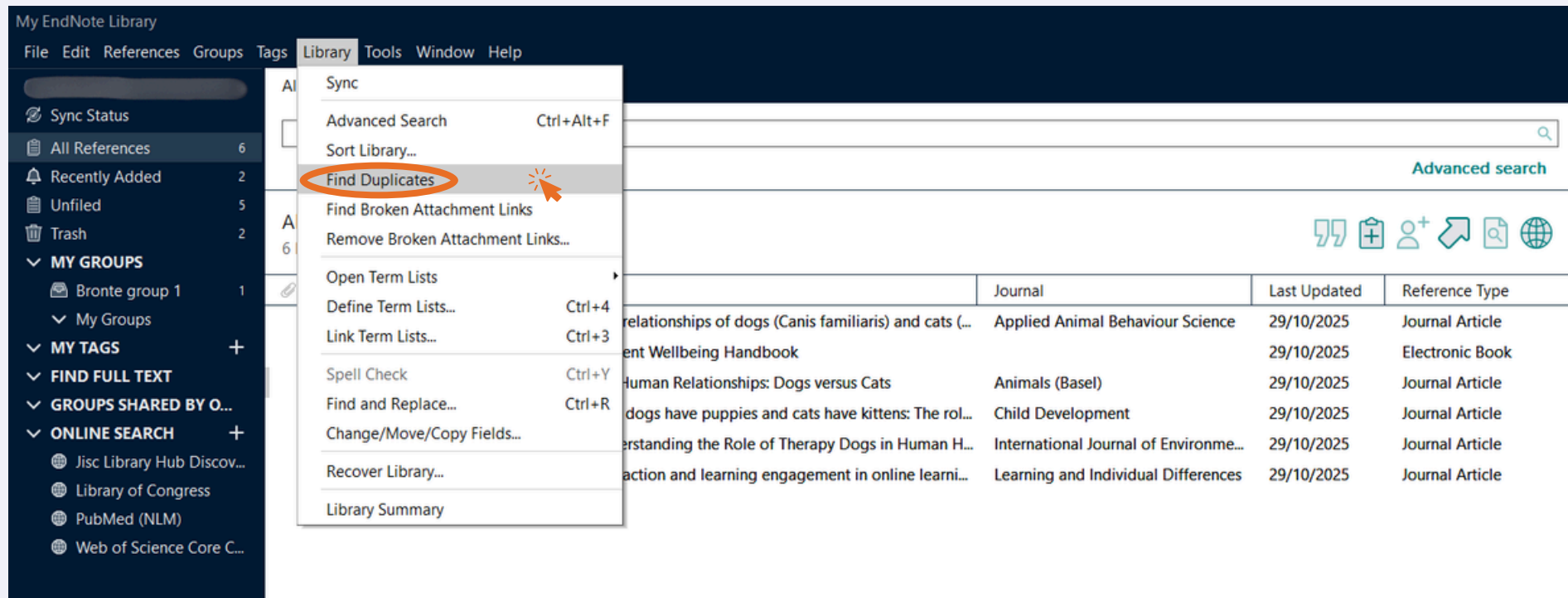
Syncing Your EndNote Web with Your EndNote Desktop

To sync between your libraries, first, you navigate to “Library” in the EndNote desktop app. Then you click on “Sync”, which will open a secondary log-in box. Enter your credentials that you used to create your EndNote Web. Accept the user registration agreements, and then click on “Sync”.

The screenshot shows the EndNote 21 desktop application interface. The 'Library' menu is open, and the 'Sync' option is highlighted. The main window displays a list of references with columns for 'Journal', 'Last Updated', and 'Reference Type'. Below the main window, two dialog boxes are shown: 'EndNote Registration' and 'EndNote Login'. The 'EndNote Registration' dialog box has a 'Sync' button circled in orange. The 'EndNote Login' dialog box has fields for 'E-mail Address' and 'Password', and a 'Sign Up' button. Arrows indicate the flow from the 'Sync' button in the Library menu to the 'EndNote Login' dialog box, and from the 'Sync' button in the 'EndNote Registration' dialog box to the 'EndNote Login' dialog box.

Journal	Last Updated	Reference Type
relationships of dogs (Canis familiaris) and cats (Felis ...	27/10/2025	Journal Article
ment Wellbeing Handbook	14/10/2025	Electronic Book
Human Relationships: Dogs versus Cats	27/10/2025	Journal Article
action and learning engagement in online learning: T...	14/10/2025	Journal Article

When the 2 libraries have synced and you have the same reference in both libraries, the reference may duplicate in your desktop app. To fix this, click on “Library” and then “Find Duplicates”. This will create a pop-up box for you to look at any duplicates that may be present, so you can organise them accordingly.

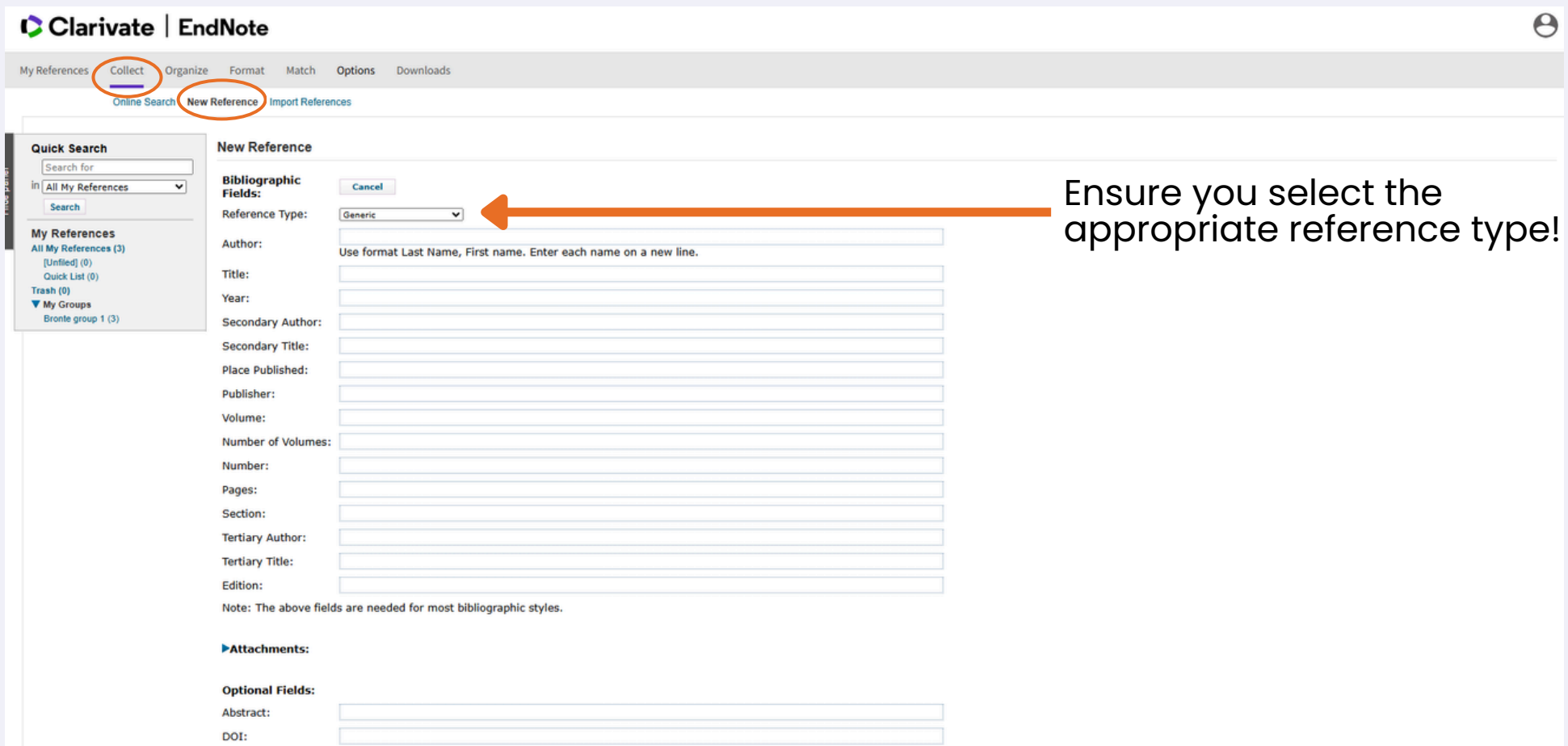


When using the 2 different EndNote variants, ensure you are regularly syncing the libraries. To do this, navigate to “Sync Status” above “All References” in the side menu. Then click “Sync Now”.

Adding References to EndNote Web

There are a few methods to add a reference to EndNote Web.

If you need to add a **brand new reference** and need to do it **manually**, your first step is to click on “Collect” in the main top bar menu. Then click on “New Reference” – this will open up the menu below where you can choose your reference type, and fill out the necessary information.



The screenshot displays the EndNote Web interface. At the top, the navigation bar includes 'My References', 'Collect', 'Organize', 'Format', 'Match', 'Options', and 'Downloads'. Below this, a secondary bar contains 'Online Search', 'New Reference', and 'Import References'. The 'Collect' and 'New Reference' buttons are circled in orange. On the left, a 'Quick Search' sidebar is visible. The main area is titled 'New Reference' and contains a 'Bibliographic Fields' section with a 'Cancel' button and a 'Reference Type' dropdown menu set to 'Generic'. An orange arrow points to this dropdown menu. Below the dropdown are various input fields for author, title, year, etc. To the right of the arrow, a text box states: 'Ensure you select the appropriate reference type!'.

To add a reference that you have downloaded the file for (e.g., RIS File), select “Import Reference” under the menu option “Collect”. Ensure the “Import Option” is set on “EndNote Import”. Then, click on “Choose File” and locate the correct file in your computer's downloads folder, and then add it. The “To” section determines where in EndNote Web you want the reference located. If you don't want it in a specific group, select “Unfiled”. To find your references, navigate to the main top menu bar, and select “My References”.

The image illustrates the process of importing a reference into EndNote. It is divided into three main sections:

- Top Section:** Shows the EndNote web interface. The "Collect" menu is circled in orange. The "Import References" option is also circled in orange. Below this, the "Import References" form is shown. The "File" field is "Choose file" (No file chosen). The "Import Option" is set to "EndNote Import" (circled in orange). The "To:" dropdown is set to "Unfiled" (circled in orange). An orange arrow points from the "EndNote Import" dropdown to the file explorer window.
- Middle Section:** A Windows File Explorer window titled "Open" showing the "Downloads" folder. A file named "citation-354722780.ris" is selected. The file name is also shown in the "File name:" field at the bottom of the window.
- Bottom Section:** Shows the EndNote web interface again. The "My References" menu is circled in orange. Below it, the "Quick Search" and "All My References" sections are visible. The "All My References" section shows a list of references, with "Unfiled (1)" circled in orange. The "All My References" table is as follows:

Author	Year
Feuerstein, N.	2008

Checking for Missed Citations/References

EndNote Web has a cool feature in which you can check your document to see if you have any unmatched or ambiguous citations. This is unlikely to happen if you are using the CWYW function, but it is always good to check! For more information on how this works, click [here](#).

Navigate to the “Format” option in the menu, and then “Format Paper”. To see how this function works, it is suggested to download the sample paper and enter it, which is what was done in this example.

Clarivate | EndNote

My References Collect Organize **Format** Match Options Downloads

Bibliography Cite While You Write™ Plug-In **Format Paper** Export References

Format Paper

For Rich Text Format documents (.rtf) (See a sample paper):

File: Choose file Paleo.rtf

Bibliographic style: APA 7th Select Favorites

ignore unmatched citations

Format Clear

Show format paper preferences

Clarivate | EndNote

My References Collect Organize **Format** Match Options Downloads

Bibliography Cite While You Write™ Plug-In **Format Paper** Export References

Format Paper

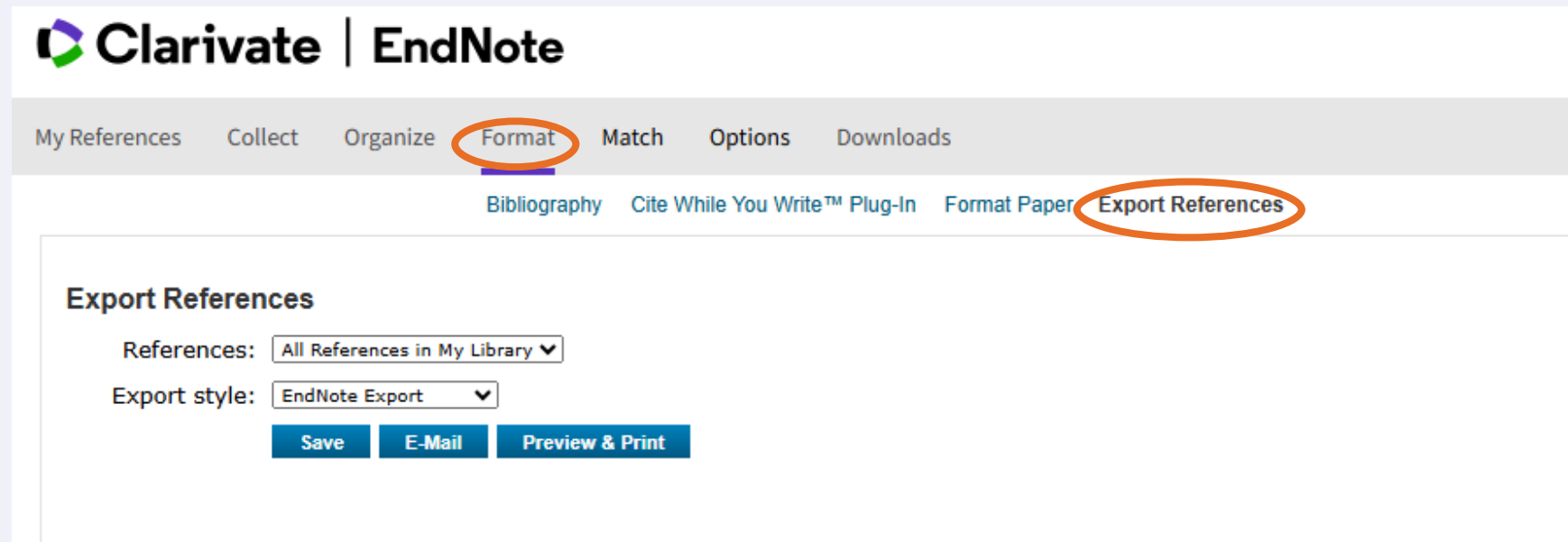
No matched citations were found in the document. A document must contain matched citations in order to create a formatted bibliography.

Summary:
Matched citation(s): 0
Unmatched citation(s): 8
Ambiguous citation(s): 0

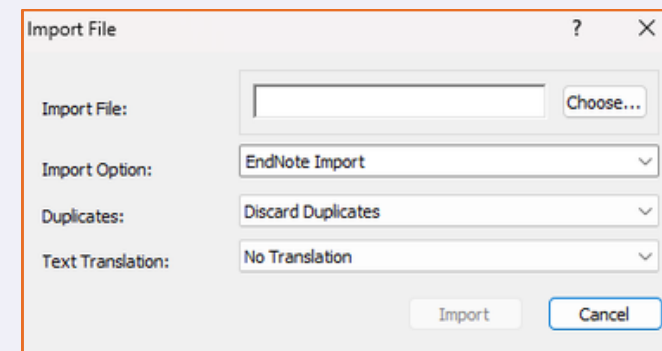
Citations:
not found: Morehouse, 1993
not found: Argus, 1991
not found: Turnhouse, 1987
not found: Schwartz, 1990
not found: Billoski, 1987, Triceratops Extinction Linked to Asteroid Collision
not found: Schwartz, 1976
not found: Whiting, 1987
not found: Whiting, 1987

Exporting References from EndNote Web to EndNote App

If syncing EndNote libraries is not an option, the references in EndNote Web can be exported. To do this, navigate to “Format” and then “Export References”. Choose which references you would like to export, and select “EndNote Export” as the export style. You can either save this file or email it – this is up to you!



Note: Exporting the references from EndNote Web saves the files in text format (txt). Txt files can be imported into EndNote desktop by navigating to “File” then “Import” and then selecting the “File” option. Adjust the import settings for your needs:



Exporting the Bibliography (Reference List)

EndNote Web allows users to create a reference list from the references in their online library. To do this, select “Format” and then “Bibliography”. Ensure you enter the correct settings in terms of which references you want, the style (e.g., APA 7) and the file format – it is recommended to use the RTP (rich text file) so nothing is missed. You can then download or email this file. Please check with your university referencing guide that there are no discrepancies.

The screenshot displays the EndNote Web interface. On the left, the 'Bibliography' settings are visible, with 'Format' and 'Bibliography' highlighted in orange. The settings include:

- References: All References in My Library
- Bibliographic style: APA 7th
- File format: RTF (rich text file)

 Buttons for 'Save', 'E-Mail', and 'Preview & Print' are shown. On the right, a browser window shows the 'Preview & Print' page with a list of references:

- Doak, D. F., Bakker, V. J., Goldstein, B. E., & Hale, B. (2014a). What is the future of conservation? *Trends in ecology & evolution*, 29(2), 77-81.
- Doak, D. F., Bakker, V. J., Goldstein, B. E., & Hale, B. (2014b). What is the future of conservation? *Trends in ecology & evolution*, 29(2), 77-81.
- Feuerstein, N., & Terkel, J. (2008). Interrelationships of dogs (*Canis familiaris*) and cats (*Felis catus* L.) living under the same roof. *Applied Animal Behaviour Science*, 113(1), 150-165. <https://doi.org/https://doi.org/10.1016/j.applanim.2007.10.010>
- Furze, L. (2023). *Student Wellbeing Handbook* (1 ed.). Amba Press.
- González-Ramírez, M. T., & Landero-Hernández, R. (2021). Pet-Human Relationships: Dogs versus Cats. *Animals (Basel)*, 11(9). <https://doi.org/10.3390/ani11092745>
- Johnson, S. C., & Solomon, G. E. (1997). Why dogs have puppies and cats have kittens: The role of birth in young children's understanding of biological origins. *Child Development*, 68(3), 404-419.
- McDowall, S., Hazel, S. J., Cobb, M., & Hamilton-Bruce, A. (2023). Understanding the Role of Therapy Dogs in Human Health Promotion. *International Journal of Environmental Research and Public Health*, 20(10), 5801.
- Wang, Y., Cao, Y., Gong, S., Wang, Z., Li, N., & Ai, L. (2022). Interaction and learning engagement in online learning: The mediating roles of online learning self-efficacy and academic emotions. *Learning and Individual Differences*, 94, 102128. <https://doi.org/https://doi.org/10.1016/j.lindif.2022.102128>

 The footer of the browser window shows '© 2025 Clarivate Analytics'.

ENDNOTE CLICK

EndNote Click is an internet browser plugin that allows users to easily and quickly access PDFs for the sources they are researching.

How does it work?

Subscription and Open Access combined

EndNote Click harnesses your library subscriptions to get you the highest quality PDFs. When your subscriptions do not grant you access, EndNote Click will search for an open access alternative from its vast database of Open Access articles.



One-click access to PDFs on article pages

When you visit an article page on any academic website, EndNote Click searches for full text PDFs and gives you one-click access via a button that is in a consistent, convenient place.

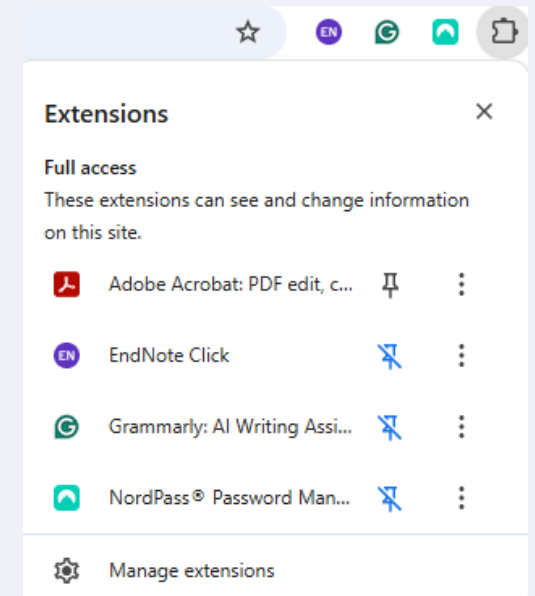


One-click access to PDFs from search pages

When using various academic search engines such as Web of Science and PubMed, EndNote Click searches for full text PDFs and gives you one-click access.



You will need to create an account to use EndNote Click, which you can then access on other devices if needed. This plugin also allows you to save PDFs that are located in your “Locker” so you can access them at any time. EndNote Click will not locate PDFs for every source, as access is contingent on the availability of said source.



Example

Once you begin researching for sources, especially journal articles, the EndNote Click pop-up will appear on the left hand bottom of your screen. Hover your mouse over the “View PDF” to see the availability options. To open the PDF, simply click on the purple pop-up.

The screenshot displays the MDPI journal website interface. At the top, there is a navigation bar with links for Journals, Topics, Information, Author Services, Initiatives, and About, along with a Sign In / Sign Up button and a Submit button. Below this is a search bar with fields for Title / Keyword, Author / Affiliation / Email, and a dropdown menu set to 'Animals'. The main content area features the journal logo 'animals' and a sidebar with options like 'Submit to this Journal', 'Review for this Journal', and 'Propose a Special Issue'. The central article is titled 'Pet-Human Relationships: Dogs versus Cats' by Mónica Teresa González-Ramírez and René Landero-Hernández. It includes the authors' affiliation (School of Psychology, Facultad de Psicología, Autonomous University of Nuevo León, Mexico) and a list of publication dates. A purple EndNote Click pop-up is overlaid in the bottom left corner, showing a 'View PDF' button and an 'EN' logo, with a list of availability options: 'In Your Locker', 'Publisher PDF Found', and 'Open Access'.

This will then open up your EndNote Click “Locker”, where you can access the PDF, download it, retrieve the citation and much more.

The screenshot displays the 'My Locker' interface in a web browser. On the left sidebar, the 'Download PDF' and 'Get citation' options are circled in orange. An orange arrow points from the 'Get citation' option to a pop-up window titled 'Get citation'. The main content area shows the article 'Pet-Human Relationships: Dogs versus Cats' by Mónica Teresa González-Ramírez and René Landero-Hernández. The article includes a simple summary and an abstract. The 'Get citation' pop-up window shows the citation style set to 'American Psychological Association 7th edition' and displays the full citation: 'González-Ramírez, M. T., & Landero-Hernández, R. (2021). Pet-Human Relationships: Dogs versus Cats. *Animals*, 11(9), 2745. <https://doi.org/10.3390/ani11092745>'. A 'Copy to clipboard' button is located at the bottom of the pop-up.

My Locker

M. T. González-Ramírez, R. Landero-...
Animals (2021)

✓ Saved in Locker

Download PDF

Share PDF

Export to EndNote Desktop

Push to EndNote Web

Visit journal page

Get citation

Manage tags

Web of Science record

Help us spread the word about EndNote Click and unlock some extra premium features!
Invite your friends

animals

MDPI

Article
Pet-Human Relationships: Dogs versus Cats

Mónica Teresa González-Ramírez and René Landero-Hernández

School of Psychology, Facultad de Psicología, Autonomous University of Nuevo León, Nuevo León C.P. 64455, Mexico; rene.landero@uanl.edu.mx
* Correspondence: monica.gonzalez@uanl.edu.mx; Tel.: +52-81-833-382-33

Simple Summary: Human-animal interactions have been the focus of research in recent decades, with the primary interest being the dog-owner relationship. The cat-owner relationship has not been as well studied, nor has the comparison between the two types of relationships. To compare these relationships, 132 people residing in Mexico who lived with both dogs and cats were evaluated. The results of the study indicate that the perceived relationship that an individual has with cats is better than that with dogs because the perceived cost of the relationship is greater with dogs and the interaction is greater with cats. However, the emotional closeness that occurs in the relationship is greater with dogs.

Abstract: The study of human-animal interactions has increased, focusing on the dog-owner relationship, leaving a lag in research on the cat-owner relationship and practically a total absence of studies that compare the dog-owner relationship with the cat-owner relationship. Therefore, the objective of the present study was to make this comparison based on the perception of people living with both dogs and cats, considering interaction, emotional closeness, and perceived cost of the relationship. A total of 132 residents in Mexico participated. To evaluate the pet-human relationship, the dog and cat versions of the Monash dog owner relationship scale were used, thus obtaining comparable scores for the relationship with dogs and cats. Based on what the owners reported, significant differences were found. Relationships with cats were better than relationships with dogs.

check for updates
Citation: González-Ramírez, M.T.

Get citation close X

Citation style
American Psychological Association 7th edition

González-Ramírez, M. T., & Landero-Hernández, R. (2021). Pet-Human Relationships: Dogs versus Cats. *Animals*, 11(9), 2745. <https://doi.org/10.3390/ani11092745>

Copy to clipboard



GOODLUCK!


EndNote takes some getting used to, but don't give up! It's a great resource for your studies, especially at a postgraduate level. Check out your education provider's resources and enrol in their EndNote courses.



NEED HELP?
REACH OUT

Student Engagement Officer (SEO)

 0472 737 143

 study@cucsnowymonaro.edu.au